

April 2015

TAN BARK

www.toowoombaorchidsociety.org.au

Ipswich Orchid Society Visit.

It was so nice to have them visit us, their first port of call was to Murray & Kath's for a look around and morning tea, then on to Woolf Orchid Culture to see what goodies they could take home and from there to David & Carolyn's for another look around and an enjoyable lunch. It was nice to see them go home with a heap of orchids, smiles on their faces, and like many of us at times, no money left in their pockets. It was a very busy but enjoyable day. Looking forward to taking a trip to visit them in the near future. Upon the clubs departure from David & Carolyn's a note was found that had been left in my notebook that was sitting on the table. Below is what was written, we all thought it was a nice gesture and worth passing on to you, our members:

Many Thanks for everything, as it was wonderful. Thank you for a very special day and your beautiful plants.

We can only wish, or I will say 'I can only wish'.

Thanking you kindly. Ipswich Orchid Society. Hope we all meet again soon. J.P.



Mail: P.O. Box 7710
Toowoomba Mail Centre Qld.
4350
Email:
tanbark_toowoomba@hotmail.com
ABN: 32603296231

Patron:
Les Lobley

President:
John Terry Ph 4697 8119
jht@activ8.net.au

Vice President:
David Woolf Ph 0428 779276
woolfman@bigpond.net.au

Secretary:
Val Jellyman Ph 0439542240
whichjelly58@hotmail.com

Treasurer:
Murray Ferguson
Ph 4635 3629
mferg@ozemail.com.au

Editor:
Steve & Sonia Pope
Ph. 4637 0502
soniapope@outlook.com.au

Committee:
Carolyn Woolf
John Woolf
Kev Baker
Sonia Pope

Meetings:
Fourth Friday of each month at
7.30pm, except September &
December.

Venue: St. Paul's Hall
Cnr. James and Phillip St
Toowoomba

Subscriptions:
Due February Yearly
Family \$25.00
Single \$25.00

Our Autumn Show

Don't forget to start getting your plants ready for our show if you haven't already done so. If you haven't benched plants in one of our shows before please don't hesitate to ask one of our members who have, for advice on presentation etc. It is a lot of fun and exciting tabling plants and this is what it is all about... FUN... plus remember, no plants, no display. The more plants we have the better display we have, these are my thoughts anyway, and I am sure many more of us feel the same way. Judging night is a bit of fun too and another opportunity to learn something new. Don't be shy....if in doubt, other members will help you out. The show is on the 9th May at St Paul's Lutheran Church Hall, Cnr of Phillip & James Streets. As some, if not all of you will be aware, we aren't participating in Gardenfest this year.


Message from Steve & Sonia

Hello everyone, well here we are again, Woohoo! We seem to have survived our first Tanbark as editors. We need to say thank you very much to Colleen & John for their invaluable assistance when it came to printing the envelope section. Wow did we have some headaches for a while with the printer set up. So Thanks guys, and Colleen you are awesome. I am sure we would have still been sitting there at midnight, or the printer would have gone through the window, one or the other. ☺ All jokes aside though, we hope you have enjoyed your March Tanbark, (as this one will be your last one, just kidding...sorry couldn't resist that one) I must say that we really are enjoying putting it together for you all. Till next time take care and stay safe, and we hope you have a wonderful Easter Break.

Steve & Sonia

Date Claimers & Information for Members

New Growers Group I am confident in saying those who attended the last NGG had a very enjoyable and informative afternoon again. I am sure everyone left with their minds filled with so much information, I know I did. There are so many things we can learn at these sessions. David has been running this Group now for about 4 years I think and for New Growers it is an excellent opportunity to learn what it is they could perhaps do better, and showcase what they are doing that is spot on. It isn't just for new growers either as we can always learn something new, no matter how long we have been growing orchids. Thanks David, and thank you Ann & Bernie Breuel for opening up your home to the rest of us. For new growers it can be very daunting to host the NGG at their own place, but it is always well worth the effort and a very enjoyable afternoon. The next New Growers Group will be held on the 16th May. Further information will be in next Tanbark.



Upcoming Shows in other districts

Caloundra Orchid Society Inc – 10/11th April 2015 – Cnr Queen & Ulm Sts, Caloundra
E.D.O.S – 11/12th April 2015 – Manly West
Brisbane Orchid Society Inc – 18/19th April 2015 – Mt Gravatt
Ipswich Orchid Society Inc – 18/19th April 2015 – Silkstone State Primary School
Redlands Orchid Society Inc – 9th May 2015 – Donald Simpson Centre, 172 Bloomfield St, Cleveland
Redcliffe District Orchid Society Inc – 6/8th May 2015 – Redcliffe Library
Ballina & District Orchid Society Inc – 9/11th May 2015 – Mothers Day Show, RSL Club, Ballina
Bundaberg Orchid Society Inc – 8/10th May Bundaberg Civic Centre, Bourbong St, Bundaberg
Gold Coast District Orchid Society Inc – 7/9th May – Display at Pines Shopping Centre, Elanora
Gympie & District Orchid Society Inc – 1/3rd May – 'The Pavillion' Gympie Showgrounds
Lockyer Valley Orchid Society Inc – 8/9th May
Noosa District Orchid & Foliage Society Inc - 9/10th May – CWA Hall, Maple St, Cooroy
Pumicestone District Orchid & Foliage Society Inc – 9th May – Ningi Hall, Bribie Island Rd, Ningi

We have club Shirts and Polo Shirts for purchase. If you need one, see Colleen. \$28.00

Happy Diners

Date	Venue	Time
7 th May 2015	Federal Hotel, Cnr James & Geddes Sts, Toowoomba	11.30am
4 th June 2015	Rudds Pub, Tooth St, Nobby	11.30am
5 th July 2015	Farmers Arms Hotel, Cabarlah. (This is on Sunday)	11.30am

For further information see Kev Baker or phone 4632 4952

Wally Naumann

It is with a heavy heart that we say farewell to one of our members who passed away Saturday morning 28th March, Wally you will be missed by many in this world and none more so than your wife Joan. Our hearts go out to you and your family Joan, at this very sad time. Wally has been involved with both the Darling Downs Club and TOS for around 25 years, he was a good worker and an exceptional orchid grower. He won prizes with species, natives, and Cattleya along with others. He loved Catasetums and small flowering species, Enc. polybulbon and Neo. porpax. He also added an AOC award for Ornithophora radicans, a great specimen to his list of achievements.

Any members who wish to attend the funeral to say goodbye to Wally and to support Joan and her family at this time, the funeral details are as follows:
The funeral service will be held at St Matthews Church, Drayton at 11.30am on Wednesday 1st April.

R.I.P Wally.

Plant Auction

Also don't forget our monthly plant auction at the next meeting Friday 24th April. If you have a plant you would like to donate, it will be greatly appreciated, if not don't forget to enjoy the frivolities and bid on your pick of orchids. We seem to have a lot of fun and laughter during these activities, so come along you never know you may walk away with your next treasured orchid.

Sausage Sizzle at Bunnings – The sausage sizzle at Bunnings was a huge success and a lot of fun was had by all, yet again. A huge thank you to those who came to help out, that was awesome. It seems to me that when we get together for these events, whether they be fund raisers or get togethers we do tend to have a great time. We hope to see more of this in the future, to enjoy the company of one another, along with sharing knowledge about our beloved orchids.

TOOWOOMBA ORCHID SOCIETY Inc. General Meeting Minutes, 20th March 2015, at St Paul's Church Hall, Phillip St, Toowoomba.

The meeting was declared open at 7-25pm by President John Terry who thanked all for coming.

General housekeeping including Toilet location and Evacuation procedures was mentioned.

Apologies. As per the attendance book plus; - Elmo & Judy, Wally & Joan Naumann, Karen Eslick and Andrew Richards.

Judges for Tonight: Tony Beck, Tom Edwards, David Woolf, Sonia Pope.

New Members: Lawrie Green and Neil Crees have been approved by MC

Visitors: Tony Beck, Tom Edwards and Peter Jellyman were given a warm welcome.

Sick List: Wally Naumann is quite ill.

Guest Speaker: Tony Beck will talk tonight on growing Phragmipediums

Minutes: The minutes of the February 2015 meeting, as printed in March 2015 Tan Bark, are true and correct. Moved by C Woolf and seconded by G Deacon. Carried.

Correspondence: Secretary Val provided the meeting with copies of the correspondence and moved that it be accepted. Seconded by C Woolf. Carried.

Copies of management committee minutes were also made available.

Treasurer's Report.

Treasurer Murray presented the financial report showing a credit balance in the working account of \$6363.42 and several accounts for payment. M Ferguson moved that the financial report be accepted and accounts be passed for payment. Seconded by J Woolf - Carried.

General Business.

1. The meeting was reminded of the Sausage sizzle to be held at Bunnings on Sunday 22nd. They were reminded that closed in shoes be worn and an apron for those cooking. Several Eskys are also needed.
2. The Ipswich Orchid Society is coming to visit tomorrow 21st.
3. Annual subs are now overdue. The president reminded the meeting that many members were unfinancial, See Treasurer Please.
4. Conference Raffle – David Woolf told members of a shortfall in goods in the wheelbarrow and urged further donation of goods.
5. Autumn Show trophies to be returned to Elmo by next meeting.
6. A trial Day Meeting is to be held at Murray and Kath Fergusons on 28th March at 2.00pm. These meetings were originally intended to be for members who couldn't attend night meetings but all are welcome. The meeting will be quite informal so come along for a fun afternoon and bring some plants for the group to appreciate as well as something for afternoon tea. A chair will also be needed. Address is 283 Ramsay St.
7. Wally and Joan Naumann are downsizing their collection and will have some plants along at the day meeting for sale. Joan has stressed that she does not want visitors at the home looking to purchase plants thank you.
8. Conference Sponsorship – after a question last meeting regarding a prospectus, copies were made available to members who are thinking of sponsoring a class or section at the conference.

Tony Beck, President of TAPS and grower of exquisite Phragmipediums then gave a most interesting and entertaining talk on their culture along with a power-point presentation. The talk was well received and Tony was afforded a generous round of applause. Thanks Tony.

Plant Auction: Several donated plants were auctioned by Bruce Vayro. Members had an enjoyable time, purchased some nice plants and again raised \$193 for the conference. Thanks to donors and participants.

Raffle results: Fruit Tray – C Harriman, Plants – G & J Bloodworth, C Woolf and G Deacon. Lucky Exhibitors – T Deans & J Terry.

The president thanked all members for their attendance and participation and reminded committee members of the meeting on Monday night 23rd March at 7.00pm.

Meeting closed at 9.40pm.

IMPORTANT REMINDER

Raffle As you know the new raffle has commenced consisting of a wheelbarrow full of gardening equipment and an Esky of goodies too. Thank you to those who have donated items it is greatly appreciated, although **we are still in need of items to fill the wheelbarrow and esky, so if you have new, useful gardening or orchid related goods you could donate see a committee member ASAP.** Also please take a book of tickets to sell. Thanks again.

Buy, Swap or Sell

Steve & I have some advanced speciosum seedlings for sale for \$15 each, should be some rippers among them. If you are interested please drop us an email at soniapope@outlook.com.au they are similar in size to the one in the photos below. 4 different crosses are available. Sorry no you don't get a free beer with each plant!



Remember –If you have plants spare and would like to sell them, you can bring them along to meetings and sell them. No commission is charged

Pots and accessories are available from Elmo and Judy. 9 Donaghy Crt. Highfields. Phone 46155148.

Squat Pots		Standard Pots	
Size	Price Each	Size	Price Each
100mm	20c	100mm	24c
125mm	33c	125mm	25c
140mm	43c	140mm	32c
175mm	51c	150mm	40c
200mm	60c	180mm	51c
270mm	\$1.60	200mm	60c
150mm Port Pot	75c	250mm	\$1.20
175mm Port Pot	\$1.10	Plastic Clips small	\$3.00 per 50
300 x 120mm Port Pots	\$4.50	Plastic Clips medium	\$4.00 per 50
140mm Labels	\$3.50 per 50	Saucers 200mm	75c
100mm Labels	\$3.20 per 50	Saucers 250mm	90c
Pot hangers (4 legs)	35c each	Bamboo Stakes 45cm	\$3.50 per 50

BLAST FROM THE PAST

Tan Bark: In The Beginning

A snippet taken from the 1980 Conference booklet

During early 1957 members felt that a monthly newsletter for members would promote interest and further the knowledge of orchid culture as a hobby. May 26th, 1957 saw the first edition of Tan Bark distributed to members. Mr R. Benson was responsible for the first issue which included the design on the cover below.

TAN BARK



TAN BARK

The Tan Bark was printed monthly but through the lack of support and articles was reduced to quarterly issues and during the early sixties it almost died.

Early in 1965 Jack Smythe designed a new cover and Mat Gleeson was elected editor and Tan Bark survived.

In the early issues Jack Smythe created a cartoon character known as Tan Bark Tony



*Steve & I have a special request to ask of our members: We are wondering if anyone has any copies of Tan Bark from the 50's, 60's, 70's, 80's or 90's that we could borrow to get some articles etc for our **Blast from the Past** section. If so can you please bring them to the next meeting or just contact us. Thank you.*

Friendly Reminder:

Memberships are due, please remember if memberships aren't current before the Autumn Show, you won't be able to bench plants, or sell items.

**The supper table
was looking better
last meeting. ☺
Don't forget to try
and bring a plate
to share again.
Thank you.**

URGENT!!! URGENT!!! URGENT!!!

Autumn Show Trophy's Need to Be Returned

Those who won Trophy's at the Autumn Show 2014 could you please bring the Trophy's to the next meeting. If you can't attend our April Meeting can you please get them to Elmo as soon as possible, we need them before the Autumn Show. You will find his contact details under Buy Swap & Sell.

EXTREMELY URGENT!!!

SHOW RECORDER REQUIRED

We as a club urgently need someone to take on the job of setting up the Class Table Cards, Organising runners and printing off of the Place Cards at our Club Shows. This is not a hard job and only requires basic computer knowledge and will require very little training. I will still be doing all the Database programming and setting up of the database prior to the shows for this year. Autumn Show is only 5 weeks away and we have no one. This is the only chance to train someone in a show situation before the Conference. If you can help out please get in contact A.S.A.P. Time is running out fast.

A word from the President

Well it's been a busy month in the orchid house and around the society. I just love this time of the year. Not too hot – nice sleeping temperature as well and the plants seem to enjoy it as well, certainly more so than the extreme heat of earlier in the summer.

It's fun to go in search of new spikes on the Cymbidiums and find some on the seedlings you've been waiting ages for. Expectations are high which is what growing seedlings is all about. Remember every awarded plant started off as a seedling and in my opinion every collection should have a fair share of seedlings.

I'm disappointed that I missed the New Growers group this month – first one I've missed in years – but a few of us showed the flag at the Sub Tropical Orchid Council AGM in Gympie that day and I had the privilege of addressing the meeting to talk up our conference and invite the member clubs to participate. We had a good response but no firm commitments from them yet.

The meeting on the 20th was well attended and members enjoyed the talk given by Tony Beck on growing Phragmipediums. The next day we hosted a bus load of members from the Ipswich Orchid Society and the following day the club held a sausage sizzle at Bunnings earning approximately \$1230 for the club. Well done to all the workers on the day.

The inaugural "Day Meeting" was held at Murray and Kath Fergusons on the 28th March and members enjoyed an informal afternoon together. Barry Kable was a welcome visitor and gave a wonderful talk on culture which was enjoyed by all 23 members and visitors present. Thanks to Barry for making the trip and thanks to Murray and Kath for their hospitality.

All this as well as Management meetings, Conference and Show committee meetings. I'm looking forward to Easter. Hang on, there's a couple of Orchid shows on then too aren't there? Ah well one of these days.

On a sad note, it is with great sadness that I report the passing of Wally Naumann. Wally, a long time member of DDOS and keen grower passed away on Saturday 28th. Our deepest sympathy goes out to Joan and family.

Until next time. Good growing

John

Phragmipediums and their Culture

Phragmipedium species are the lady slipper orchids from Central & South America and Mexico. The species can be separated into three groups, growing as either terrestrial, lithophytes or as epiphytes. The majority are terrestrial or lithophytic where they grow in the leaf litter or ground and on the rocks, near or even in the water near streams and seepage. This larger group includes many of the species we find in our modern day hybrids ie. Phragmipedium longifolium, boissierianum, pearcei, richteri, caricinum, lindleyanum & sargentianum and these enjoy the conditions near streams as opposed to Phragmipedium besseae, schlimii and fischeri which tend to inhabit the banks and gullies where there is an abundance of clean water. The epiphytic types include Phragmipedium caudatum & wallisii or those that have extended petals. All are reasonably easy to grow if you understand the natural habitat and try as near as possible to duplicate this in your particular area under your growing conditions. If you are doing the right things culturally you can have mature plants fairly quickly and flowering for up to six months at a time.

Consideration must be given to the following

Light

Phragmipediums need a range of light from 1500 to 3500 foot candles, which represents a range between that required for mottled leaved Paphiopedilums and Cattleyas, in the 2500 to 3500 fc. Cattleya area you can grow the species caudatum and some of its hybrids while in the lower light section you can grow most of the remaining species ie. longifolium, boissierianum etc. and in the section 1500fc. the species besseae & fischeri should flourish. By hanging the caudatum types up higher and the rest on lower benches you can generally achieve the light levels required, also remember that at lower temperatures you can get away with higher light levels and vice versa.

Temperature

Due to the location in their natural habitat of rain forest and at various height ranges between 500 and 1500 metres, Phragmipediums enjoy an optimum temperature range of between 15 and 26 deg. C. Phragmipedium besseae and schlimii will tolerate a little lower temperatures while the Mexipedium xerophyticum from Mexico prefers slightly higher temperatures. If you are growing where temperatures are lower in winter then adjust watering to keep plants a little drier. This is particularly important for caudatum and its hybrids.

Water

Quality water is an essential part of growing any orchid but is vitally important for the successful growing of Phragmipediums. Treated water such as reverse osmosis or de-ionised tap water is preferred along with natural rain water. Some Town water supplies are satisfactory, but do vary in quality in different regions and at different times of the year. The level of Dissolved salts and pH are critical and these variables should be tested if you are unsure of your water quality. Most Phragmipediums should be kept moist at all times, with the caudatum types kept marginally drier between waterings. When watering always flush the pot through well and if you grow on or in trays, with or without stones or sand in them, you must allow this container to also flush, or the build up of salt levels in the pot and container will begin to adversely affect growth.

Watering should be carried out on clear days where the plants can dry out prior to the onset of evening, helping to prevent of bacterial rot. On cool cloudy days watering can be carried out but water directly into pot and not over the foliage.

Air Circulation

Phragmipediums do prefer humidity to be approx 70% so if you grow in a drier area it may be necessary to introduce moisture to the air. This can be done with commercial products which create a mist or simple under bench misters or sprinklers to raise humidity levels. If you are growing on or in trays and the plants are in groups remember this will create a micro climate assisting plant growth and reducing stress. Generally the caudatum types are much more tolerant of lower humidity but still require moist root systems during these drier periods. The circulation of air is of utmost importance particularly if you have high humidity as water remaining in growths for extended periods can result in bacterial rots in most types. It may be necessary to run circulating fans constantly in high humidity times/ areas. Without a doubt, Phrag. caudatum and its relatives are most at risk to developing bacterial infections. In the event that this occurs, remove the growth or leaf and dust liberally with cinnamon and allow to dry out a little longer. Fungicides are not so effective at treating this kind of infection.

Fertilizer

Like most slipper orchids, Phragmipediums are not heavy feeders. One suitable program might be to fertilize at between ¼ & ½ strength for 3 watering cycles, followed by a thorough flush out with fresh water to remove any build up of salts. For the growing period (say Sept - Feb) I prefer a fertilizer of 18 N - 4P- 18K complete with the essential micronutrients and for blossom boost (say Mar – Aug.) I use 12N - 5P - 25K incl. micronutrients. Leaf tip burn can be an indication of excessive feeding, or a result of salt build up in the potting media.

Repotting

Phragmipediums require repotting every 1 to 1 1/2 years, with the best time being just after they have flowered. Potting mixes often need adjusting for different climates and watering styles. There are several types of media in which Phragmipediums can be successfully grown including bark, coconut fibre chunks, charcoal, sphagnum moss, perlite & peat, and combinations of above. I personally now have most of my plants growing in coconut fibre chunks 5 to 12mm and extra coarse perlite, or coconut fibre chunks 12 to 18mm and jumbo perlite as below in [3] the medias [1 & 2] are all equally as good so try them for your conditions.

1. - Coconut, Medium Bark and Perlite 4 - 4 - 2 parts
2. - Medium Bark, Jumbo perlite & Charcoal 6 - 2 - 2 parts
3. - Coconut and Jumbo Perlite 6 - 4 parts.
4. - Coconut Chunks.

I see **potential benefits** in **Perlite** being (1) the consistent quality (2) low nitrogen draw down and (3) Lower cost compared to bark. - **Coconut** being (1) Moisture retention (2) Lower cost factor.

To date the results of including Coconut Chunks have been promising, particularly with the **3**. Where the root system appear to be the best. I do feel the coconut on its own is not suitable to my growing culture, due to constant supply of moisture, remember when you formulate a mix it must be to suit **your** conditions **Not Mine**.

The main thing to remember when formulating a mix is that it must retain enough moisture to carry the plant to next watering, provide good air circulation to the root system yet not break down too quickly. Badly degraded potting media will result in root loss. Remember when growing in or on stone trays of water or constantly wet conditions, the breakdown of bark based potting media is accelerated and plants need more frequent repotting under these conditions. I prefer plastic pots over terracotta as they tend to hold moisture more effectively & it is essential that plants are not over potted.

By Doug Matters

Email: dmatters@westnet.com.au Ph. 0754490459

Next Meeting is 24th of April 2015

GUEST SPEAKER for this meeting will be Gary Yong Gee. He will talk on 'Orchids of Borneo'

Please don't forget to bring in your ferns and other foliage type plants to table at the meetings as well as orchids. We would really love to see more of these at our meetings as we do tend to forget to bring them most times.

Circumstances don't make who you are. They reveal who you are. You are defined by the way you carry yourself, the way you treat others and the way you react to the good and to the bad.

March 2015 Meeting Results

Class	Plant Name	Owner
Australian Native Hybrid:	Den. Candy Mornington	S & S Pope
Species - Other:	Pna. cristata	D & C Woolf
Exotic Hybrid:	Paph. Fanticum	M & K Ferguson
Seedling:	Z. BG White x Artur Elle	J & C Terry
Novice:	Milt. moreliana	C O'Leary
Plant Of Interest:	Pptm. Kiwi Leopard x Z. (Jumpin Jack x Syd Monkhouse)	M & R Bishop
Golden Oldie:	C. bowringiana x labiata	C & E Dedekind
Cultural Plant:	Brs. Rex	C & E Dedekind
Foliage:	Cyanotis Somaliensis	C & E Dedekind
Judges Choice - Hybrid 1st:	Paph. Fanticum	M & K Ferguson
Judges Choice - Hybrid 2nd:	Onc. Sharry Baby	C & E Dedekind
Judges Choice - Hybrid 3rd:	Paph. Maudiae	J & C Terry
Judges Choice - Species 1st:	Pna. cristata	D & C Woolf
Judges Choice - Species 2nd:	Milt. moreliana	R & I Anderson
Judges Choice - Species 3rd:	Sngl. longifolia	C & E Dedekind
Popular Vote - Hybrid:	Lctna. Swig Of Brandy	D & C Woolf
Popular Vote - Species:	Pna. cristata	D & C Woolf
Popular Vote - Foliage:	Cyanotis Somaliensis	C & E Dedekind



Brs. Rex



Lctna. Swig Of Brandy



Milt. moreliana




Pna. cristata



C. bowringiana x labiata



Paph. Fanticum




Den. Candy Mornington



Pptm. Kiwi Leopard x Z. (Jumpin Jack x Syd Monkhouse)



Cyanotis Somaliensis



Cyanotis Somaliensis

2015 Autumn Show Schedule

Australian Native A1 Australian Native Dendrobium Species A2 Australian Native Any other Species A3 Australian Native Dendrobium Hybrid A4 Australian Native Sarcochilus Hybrid A5 Australian Native Any Other Hybrid A6 Australian Native Seedling	Phalaenopsis H1 Phalaenopsis Hybrid >60mm H2 Phalaenopsis Hybrid - Striped or Spotted >60mm H3 Phalaenopsis Hybrid - Miniature <60mm H4 Phalaenopsis Species H5 Phalaenopsis Seedling
Cymbidium <i>Standard Type – Remain a Standard no matter what size they are, Intermediate type – Majority of blooms 61mm – 90mm and must contain a miniature in the parentage. Miniature type – Majority of blooms up to 60mm.</i> B1 Standard Type Cymbidium B2 Intermediate Type Cymbidium B3 Miniature Type Cymbidium B4 Cymbidium Species B5 Cymbidium Seedling	
Dendrobium C1 Dendrobium Phalaenanth - Predominately Purple/Pink/Red C2 Dendrobium Phalaenanth - Any other colour C3 Dendrobium Hardcane - Spatulata C4 Dendrobium Hardcane - Intermediate C5 Dendrobium – Any other type Hybrid C6 Dendrobium Species C7 Dendrobium Seedling	Pleurothallid Alliance I1 Masdevallia Hybrid I2 Masdevallia Species I3 Pleurothallid Hybrid - Predominately Red (Other than Masdevallia) I4 Pleurothallid Hybrid - Any other colour (Other than Masdevallia) I5 Pleurothallid Species (Other than Masdevallia) I6 Pleurothallid Seedling
Laeliinae Alliance D1 Exhibition Cattleya - 110mm and over D2 Exhibition Cattleya - 60mm to <110mm D3 Exhibition Cattleya - <60mm D4 Cluster Type Cattleya Alliance D5 Novelty Cattleya Alliance D6 Cattleya Alliance Species D7 Cattleya Alliance Seedling	Vandaceous Alliance J1 Vandaceous Exhibition Hybrid - up to 60mm J2 Vandaceous Exhibition Hybrid - >60mm J3 Vandaceous Hybrid - Non Exhibition - up to 60mm J4 Vandaceous Hybrid - Non Exhibition - >60mm J5 Vandaceous Species J6 Vandaceous Seedling
Oncidiinae Alliance <i>Non Exhibition are Open Starry type</i> F1 Gomesa/Tolumnia (Syn.Oncidium) - Skirt/Labellum Up to 25mm F2 Gomesa (Syn.Oncidium) - Skirt/Labellum 26mm to 40mm F3 Gomesa (Syn.Oncidium) - Skirt/Labellum >40mm F4 Oncidiinae Exhibition (Filled In) - White/Yellow F5 Oncidiinae Exhibition (Filled In) - Any Other Colour F6 Oncidiinae Starry Shape (Open) - White/Yellow F7 Oncidiinae Starry Shape (Open) – Red/Brown F8 Oncidiinae Starry Shape (Open) – Any Other Colour F9 Oncidiinae Species F10 Oncidiinae Alliance Seedling	Zygopetalum Alliance K1 Zygopetalum Alliance Hybrid K2 Zygopetalum Alliance Species K3 Zygopetalum Alliance Seedling
Paphiopedilum Alliance <i>Novelty Type = Any other type not included elsewhere</i> G1 Paphiopedilum - Classic Type G2 Paphiopedilum - Maudiae G3 Paphiopedilum - Multifloral G4 Paphiopedilum - Any other type (Including Phragmipedium) G5 Paphiopedilum Alliance Species G6 Paphiopedilum Alliance Seedling	Any other Genus <i>(Plants not included elsewhere)</i> L1 Any other Genus Hybrid L2 Any other Genus Species L3 Any other Genus Seedling
	Foliage T1 Fern T2 Foliage T3 Bromeliad
	Plants by Novice Grower V1 Cattleya Alliance - Novice V2 Cymbidium Standard - Novice V3 Cymbidium Intermediate Or Miniature - Novice V4 Dendrobium - Novice V5 Oncidium Alliance - Novice V6 Paphiopedilum Alliance - Novice V7 Phalaenopsis - Novice V8 Pleurothallid Alliance - Novice V9 Vandaceous Alliance - Novice V10 Any Other Genus - Novice V11 Australian Native Species - Novice V12 Australian Native Hybrid - Novice V13 Species Exotic - Novice V14 Zygopetalum Alliance - Novice

Autumn Show is nearly upon us. This is how to fill out the Plant Label Spreadsheet

Your Pot Number: Enter your pot number for each plant entered (so we know who it belongs to)
If you have 2 or more of the same plant you must enter each and every plant on a separate line in the spreadsheet and not entered as 2 x whatever. As every plant will be allocated a unique number.

Include the Class: Enter the Class from the Show Schedule that your plant will be in please
Your best estimate will do as this assists in allocating room for your plants

Plant name: Please enter your plants in the format as below.

It is your responsibility to take the time to check and ensure you have the correct genus, spelling and format. Please ensure all species are entered in lowercase as below

Species as: Phal. tetraspis 'Best Orchid'

Hybrid as: Den. Australian Artist 'Something Special'

No need to use italic for species as the database does not recognise it

The cultivar name is to be in single quotes and is always capitalized. e.g. 'Best Orchid'. Do not use double quotes " "

Do not put any awards the plant may have after the name e.g. FCC/AOC

	A	B	C
1	MemNum	MemPlant	ClassID
2	2	Den. Australian Artist 'Something Special'	A3
3	2	Phal. tetraspis	H4
4			
5			
6			
7	↑	↑	↑
8	Your Pot	Enter plants in this format	Include Class
9	number	See instructions above	please
10	here		Best estimate
11			from the
			schedule

If you think a plant might make it to the show then put it on the list. Help us out by making sure you get all possible plants on the list the first time as it is time consuming to add individual plants.

Plant lists are to be emailed to Steve no later than **8pm Monday 4th May. No exceptions** as we need time to process the lists and produce the labels. Email to stevepope@outlook.com.au . If you can't print your own labels, please let me know when you send your list in and I will send to Murray for printing.

For those printing their own labels, card will be available at the next meeting.

Those of you who do not have access to a computer are to send in your plant list, please get your list to Murray Ferguson or Kev Baker any way possible before the cut-off time.

The spreadsheet has been attached to the email with this Tan Bark. If you have an email address but get your Tan Bark by snail mail and need the spreadsheet then please email stevepope@outlook.com.au and I will forward it to you.

New Plant Labels will look like this, with a unique number automatically allocated to each plant that is entered into the database. When a winning plant number is entered into the database on judging night the prize card will be printed with the correct plant name and exhibitor name.

<p>Den. Australian Artist</p> <p>'Something Special'</p> <p>Plant No. 1</p>

Personal Conference Preparation

Are you saving your pennies for our upcoming conference? We are, there will be so many vendors here at our front door. What an opportunity to buy orchids we may not normally see available to buy in our area. I'm excited, are you yet? Plus the chance to dress up and enjoy some fine food with some very lovely people. The time is here for us to put our best foot forward and showcase our club and our orchids, and to welcome to our fair town all those who travel far and wide to spend this time with us, and have some FUN. Yes there is still quite a bit to do, but it is now time to also realize the next few months will fly by and before we know it, the fun time will be upon us.

CEL-E-BRA-TION TIME, COME ON...ARE WE EXCITED? YES WE ARE ☺



VENUE

USQ Toowoomba Berghofer
Recreation Centre
See website for details or contact
Val - 0439 542 240
Murray - 0439 953 629
www.toowoombaorchidsociety.org.au

24th & 25th
July 2015

Check out our NEW Website

<http://www.woolforchidculture.com>

Flasks and Plants

Our new 2015 listings contain many new Mericlones & seedlings in Aussie Dendrobiums, Aussie Sarcophilus, Catasetums, Cattleyas, Cymbidiums, Oncidium Alliance, Phalaenopsis, Promenaeas, Species and Zygotetals.

Write, email or download your copy now

Woolf Orchid Culture

P O Box 6018 Clifford Gardens 4350

Phone 07 4630 1788 Fax. 07 4630 2762 Mobile 0418 730824

Email jtwoolf@woolforchidculture.com.au

Pumping & Irrigation Products

13 Carroll Street - Toowoomba QLD 4350

Ph: (07) 4634 3003 • www.downswater.com.au

Email: info@downswater.com.au



We stock a huge range of Orchids and Australia's largest range of Orchid growing gear

Plastic & Clay Pots, Baskets, Hangers,
Coconut Husk Chip, Sphagnum Moss, Clips,
Tree Fern Mounts, Trays, Labels
and much more...



EASY ORCHIDS

3 Sussex Street, Woodburn, NSW, 2472
Phone: 02 6682 2635 Fax: 02 6682 2605
Email: sales@easyorchids.com